

## Phonics

It would be great if you could spend 10 minutes each day working on phonics with your child. The activities are designed to consolidate what we have learned in school, so your child should be familiar with the digraphs (two letters that stick together to make one sound) and tricky words (words which don't follow phonic patterns and the children 'just have to know'). Please pick and choose from the words we have included – they can read/ spell them all if they are very keen but otherwise just pick a few. Words could be read on screen or you could write them out, alternatively we have included them as a printable resource on the next page.

In school, we usually start each session with a 5 minute 'revisit and review' of previous learning. On the home learning section of the website (ongoing activities) are some PowerPoints of tricky words, digraphs and words containing them. Please choose one of these and practise a few of the slides for 5 minutes before each phonics session.

**Please note- Monday and Tuesdays digraphs all say oa as in boat.**

Day	Digra ph	Tricky word	Suggested activities
<b>Mon</b>	oa oe o-e	becaus e	<ul style="list-style-type: none"> <li>• Reading words –<b>boat</b>, floated, <b>toes</b>, bone, hoped, <b>hoe</b>, groan, slope. Can you use a crayon to colour the letters that make 'oa'?</li> <li>• Have a go at spelling some of those words. Check against the list – did you choose the correct spelling of the sound? If not, don't worry, just have another go using the correct spelling.</li> <li>• Write the sentence: The boat floated past my toes.</li> <li>• Practise reading and spelling tricky word '<b>because</b>' – make own flashcard to start a tricky word collection.</li> </ul>
<b>Tue</b>	ow o	please	<ul style="list-style-type: none"> <li>• Reading words: go, no, show, snow, grow, window, rowing, robot. Can you use a crayon to colour the letters that make 'oa'?</li> <li>• Have a go at spelling some of those words.</li> <li>• Write the sentence: There is snow because it is cold.</li> <li>• Practise reading and spelling tricky word '<b>please</b>' – add flashcard to your collection. Test someone at home!</li> </ul>
<b>Wed</b>	oo ue	any	<ul style="list-style-type: none"> <li>• Reading words – soon, boots, spoons, blue, clues, gluestick, rescue. Can you use a crayon to colour the letters that make 'oo'?</li> <li>• Have a go at spelling some of those words.</li> <li>• Write the sentence: Please put my blue boots under the stool.</li> <li>• Practise reading and spelling tricky word 'any'; add to your collection.</li> </ul>
<b>Thur</b>	ew u-e	many	<ul style="list-style-type: none"> <li>• Reading words: new, grew, flew, use, tune, rude, flute, cube. Can you use a crayon to colour the letters that make 'ew'? <b>Notice they can say ew/u-e as in grew and flute or ew/u-e as in new and use</b></li> <li>• Have a go at spelling some of those words</li> <li>• Write the sentence: Has the new tune got any rules?</li> <li>• Practise reading and spelling tricky word '<b>many</b>'; add to your collection.</li> </ul>
<b>Fri</b>	Oa,oe o-e,ow, o oo,ue ew,u-e		<ul style="list-style-type: none"> <li>• Read through the phoneme spotter story. Choose one colour for '<b>oa</b>, <b>oe</b>, <b>o-e</b>, <b>ow</b>, <b>o</b>' words and one colour for '<b>oo</b>, <b>ue</b>, <b>ew</b>, <b>u-e</b>' words and colour them in. Check them against the check sheet, colour in any that you missed.</li> <li>• Practise spelling some of the 'oa' and 'oo' words from the story:</li> <li>• Spelling quiz – if an adult says any of this week's 5 tricky words, can you spell it?</li> </ul>

oa..oe..o-e

boat

floated

toes


bone

hoped

hoe

groan

slope



because

ow..o

go

no

show


snow

grow

window

rowing

robot



please

oo..ue

soon

boots


spoons

rescue

blue

clues

gluestick



any

ew..u-e

grew

cube

flew

tune

new

rude

flute

use



many

## The snowy day

One cold day it began to snow. Tom looked out of the window. He wanted to play in the snow.

He put on his new blue boots because his toes were cold. He went to the climbing boat at the park and threw snowballs at the birds. The birds flew away!

Soon it was time to go home. His Mum was cross because he had been rude to the birds. Please show respect to the birds!

The snowy day-check sheet  
(in green are previous two weeks'  
graphemes/spellings of sounds)

One cold **day** it began to **sn**ow. Tom looked out of the **wi**ndow. He wanted to **pl**ay in the **sn**ow.

He put on his **new** **blue** **bo**ots because his **to**es were cold. He went to the climbing **bo**at at the park and **thre**w **sn**owballs at the birds. The birds **flew** away!

**Soon** it was **time** to **go** **home**. His Mum was cross because he had **been** **rude** to the birds. **Please** **show** respect to the birds!