

## Phonics

It would be great if you could spend 10 minutes each day working on phonics with your child. The activities are designed to consolidate what we have learned in school, so your child should be familiar with the digraphs (two letters that stick together to make one sound) and tricky words (words which don't follow phonic patterns and the children 'just have to know'). Please pick and choose from the words we have included – they can read/ spell them all if they are very keen but otherwise just pick a few. Words could be read on screen or you could write them out, alternatively we have included them as a printable resource on the next page.

In school, we usually start each session with a 5 minute 'revisit and review' of previous learning. On the home learning section of the website (ongoing activities) are some PowerPoints of tricky words, digraphs and words containing them. Please choose one of these and practise a few of the slides for 5 minutes before each phonics session.

**Please note- Monday and Tuesday both focus on the same sound – "ur/er/ir" and Wednesday and Thursday on "air/ear/are". Also that some words sound the same but have different meanings and spellings eg- pair and pear.**

Day	Digraph	Tricky word	Suggested activities
<b>Mon</b>	ur er ir	once	<ul style="list-style-type: none"> <li>• Reading words – fur, curl, her, girl, bird, first, thirsty, surfing. Can you use a crayon to colour the letters that make 'ur/er/ir'?</li> <li>• Have a go at spelling some of those words. Check against the list – did you choose the correct spelling of the sound? If not, don't worry, just have another go using the correct spelling.</li> <li>• Write the sentence: The girl held a bird in her hand.</li> <li>• Practise reading and spelling tricky word 'once'–make own flashcard to start a tricky word collection.</li> </ul>
<b>Tue</b>	ur er ir	eyes	<ul style="list-style-type: none"> <li>• Reading words: hurt, burnt, fern, birds, third, shirt, slurp, Saturday. Can you use a crayon to colour the letters that make 'ur/er/ir'?</li> <li>• Have a go at spelling some of those words.</li> <li>• Write the sentence: The thirsty girl went surfing. Practise reading and spelling tricky word 'eyes' – add flashcard to your collection. Test someone at home!</li> </ul>
<b>Wed</b>	air ear are	mouse	<ul style="list-style-type: none"> <li>• Reading words – hair, pair, bear, pear, care, share, lair, snare. Can you use a crayon to colour the letters that make 'air/ear/are'?</li> <li>• Have a go at spelling some of those words.</li> <li>• Write the sentence: Can you see the eyes of the bear?</li> <li>• Practise reading and spelling tricky word 'mouse'; add to your collection.</li> </ul>
<b>Thur</b>	air ear are	Recap this week's words	<ul style="list-style-type: none"> <li>• Reading words: unfair, stairs, wear, stare, square, shared, hairbrush. Can you use a crayon to colour the letters that make 'air/ear/are'?</li> <li>• Have a go at spelling some of these words.</li> <li>• Write the sentence: I saw a mouse on the stairs.</li> <li>• Spelling quiz – if an adult says any of this week's 3 tricky words, can you spell it?</li> </ul>
<b>Fri</b>			<ul style="list-style-type: none"> <li>• Check all the 5 weeks' tricky words and practise errors</li> </ul> <p>Do this by looking at the word, reading it, covering it, then having a go at writing it. Check, and re-write correctly. (If you don't have time to do all of them, pick a few that you found most tricky and practise them).</p>

ur..er..ir

fur

girl

curl


bird

her

first

thirsty

surfing



once

ur..er..ir

hurt

burnt

birds


fern

third

shirt

slurp

Saturday



eyes

air..ear..are

hair

pear

care


lair

bear

pair

share

snare



mouse

air..ear..are

unfair

stairs


wear

square

stare

shared

hairbrush



eyes mouse

once



Spell all tricky words

LOOK, READ, THEN COVER	WRITE	CHECK, COVER, THEN WRITE AGAIN	CHECK AND WRITE AGAIN
of			
into			
his			
as			
us			
has			
your			
here			
old			
oh			



Spell all tricky words

because			
please			
many			
any			
looked			
called			
different			
friends			
once			
eyes			
mouse			